



Modern &  
Bold Designs



Zero Degree  
Milled Windows



**INVADER 9115**  
GLOSS BLACK WITH MILLED SPOKES  
*2024 Toyota Tundra*

# BOLD & DURABLE

*NOT HERE TO BLEND IN—HERE TO TAKE OVER*

Bold, unapologetic, and built to turn heads, Cali Off-Road Wheels are made for those who own the road and demand attention wherever they roll.

We're talking extreme designs, aggressive fitments, and a presence that can't be ignored.



Show-Grade  
Finishes



Lifetime Structural  
Warranty



NEW



2026

# EVOKE 9119



## NEW FOR 2026

Full Specifications Available Online. Ask your reps for details.



### EVOKE 9119

**FINISHES:** Gloss Black

**SIZES:** 20x10, 22x10, 24x12



T6 Treated A356 Aluminum



Direct fit design



*Load Ratings:*  
6-Lug (2500 lbs)  
8-Lug (4000 lbs)



Bolt-on Cap

**NEW FINISH**



**VERTEX 9116**

**FINISHES:** Gloss Black with Milled Spokes, Chrome

**SIZES:** 20x10, 22x12, 24x14, 26x14

**SUMMIT 9110**

**FINISHES:** **GLOSS BLACK**, Gloss Black with Milled Spokes, Polished with Milled Spokes

**SIZES:** 20x9, 20x10, 20x12, 22x10, 22x12, 24x14, 26x14



**AUBURN 9117**

**FINISHES:** Gloss Black with Milled Spokes, Polished with Milled Windows

**SIZES:** 20x9, 20x10, 22x12, 24x14



**PURGE 9114**

**FINISHES:** Gloss Black with Milled Spokes, Polished with Milled Windows

**SIZES:** 20x10, 20x12, 22x12, 24x14



**CRUSHER 9118**

**FINISHES:** Gloss Black with Milled Spokes, Polished with Milled Spokes

**SIZES:** 20x10, 22x10



**INVADER 9115**

**FINISHES:** Gloss Black with Milled Spokes, Chrome

**SIZES:** 20x10, 22x12, 24x14, 26x14, 28x12





 **CRUSHER 9118**  
GLOSS BLACK WITH MILLED SPOKES  
2024 CHEVY SILVERADO 1500



## DUALY WHEELS

NEW FINISH



### SUMMIT DUALY 9110D

**FINISHES:** **GLOSS BLACK**, Gloss Black with Milled Spokes, Polished with Milled Spokes

**SIZES:** 20x8.25, 22x8.25

Stock, Leveled & Lifted Applications Available



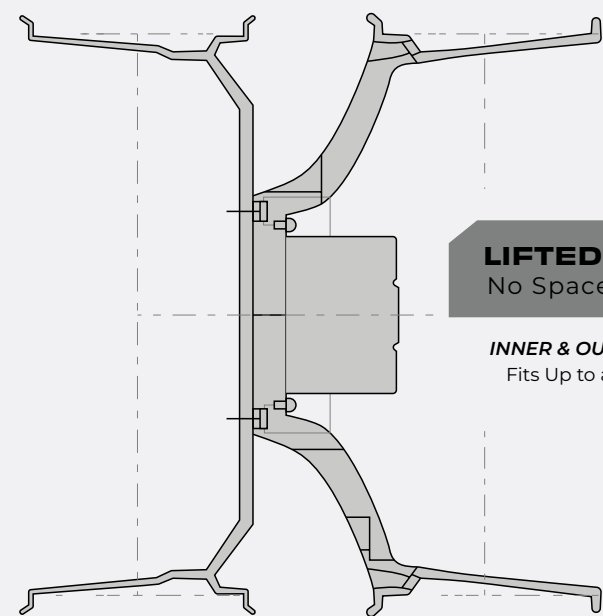
### INVADER 9115D

**FINISHES:** Gloss Black with Milled Spokes, Chrome

**SIZES:** 22x8.25, 24x8.25

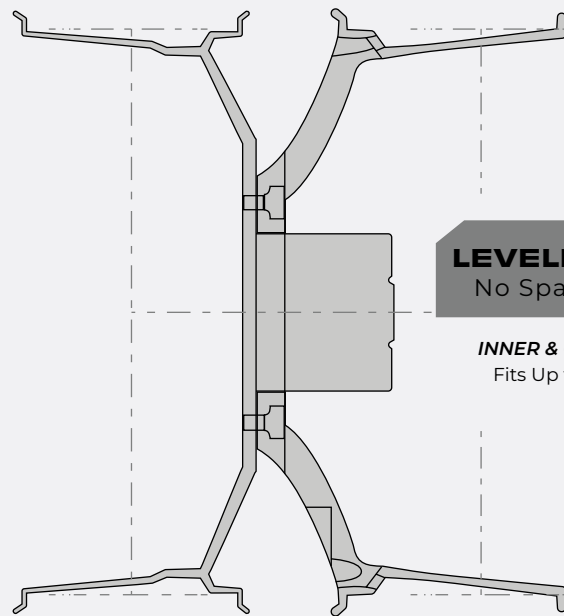


 **INVADER 9115D**  
CUSTOM PAINTED  
2024 FORD SUPER DUTY F-350



**LIFTED OFFSET**  
No Spacers Needed

*INNER & OUTER SPACE: 4.5"*  
Fits Up to a 13.5" Rear Tire



**LEVELED OFFSET**  
No Spacers Needed

*INNER & OUTER SPACE: 3.5"*  
Fits Up to a 12.5" Rear Tire

# MAYHEM

W H E E L S

---

*RELENTLESS PRECISION, FOR THE BOLD*

Mayhem Wheels deliver uncompromising strength, performance, and style for the toughest terrains.

Built for those who refuse to follow the beaten path, on or off the road.



## MAYHEM WHEELS FOR:

AIR MAIL 



### STREET

*Dominate the Pavement*



### TRAIL

*Trail Tough. Mayhem Ready.*



### DUALY

*From OEM to Leveled 22"*

## MAYHEM WHEELS FEATURES & BENEFITS:



Strong & reliable for street, trails or load-heavy work



Street & Trail-ready styles and designs



Offroad sized diameters, widths & offsets available



Durable finishes & tough construction materials



OEM Replacement: Front & Rear Outers



Clears 13.5" wide tire w/no spacer  
\*For Lifted 20 & 22" Dually offsets



**LIFETIME**  
Structural Warranty



 **HORIZON 8120**  
GLOSS BLACK  
2025 RAM 1500 RHO





**2026 NEW SIZE & FITMENTS**

## RIDGELINE 8306

**FINISHES:** Satin Black,  
Satin Bronze w/Black Lip

**SIZES:** 17x8.5, **18x9** & **20x9"**

FULL SPECIFICATIONS AVAILABLE ONLINE.  
ASK YOUR REP FOR DETAILS.



● **SATIN BLACK**

● **SATIN BRONZE  
W/BLACK LIP**

**MORE  
FITMENTS**

High-demand sizing and offsets  
built for fast turnarounds



Designed to clear all modern  
OEM brake packages



Perfect upgrade for  
overland customers



**CYCLONE 8121** **6 LUG**  
**FINISHES:** Gloss Black  
**SIZES:** 20x9, 22x10



**DELTA 8304**  
**FINISHES:** Matte Black, Matte Gunmetal with Matte Black Lip  
**SIZES:** 17x9, 20x9



**CYCLONE 8121** **8 LUG**  
**FINISHES:** Gloss Black  
**SIZES:** 20x9, 22x10



**CONVOY 8307**  
**FINISHES:** Satin Black, Satin Bronze  
**SIZES:** 17x9



**HORIZON 8120**  
**FINISHES:** Gloss Black  
**SIZES:** 18x9, 20x9, 22x10



**GRANITE 8309**  
**FINISHES:** Satin Black, Satin Bronze  
**SIZES:** 17x9

**MAYHEM**  
W H E E L S



 **DELTA 8304**  
MATTE BLACK  
2024 FORD BRONCO

Call Us Toll-Free: USA (866) 894-3351 / Canada (877) 326-0933



 **COGENT DUALY 8107D**  
GLOSS BLACK  
2024 CHEVY 3500 HD

NEW WHEEL



**VECTOR 8310** **6 LUG**

**FINISHES:** Gloss Black, Matte Gunmetal w/Black Lip

**SIZES:** 17x9, 20x9

NEW WHEEL



**VECTOR 8310** **8 LUG**

**FINISHES:** Gloss Black, Matte Gunmetal w/Black Lip

**SIZES:** 17x9, 20x9



**WARRIOR 8015**

**FINISHES:** Matte Black, Black with Milled Spokes,  
Black with Prism Red

**SIZES:** 17x7.5, 17x9, 18x9, 20x9, 20x10



**RAMPAGE 8090**

**FINISHES:** Matte Black, Black with Milled Spokes

**SIZES:** 17x9, 18x9, 20x9, 20x10



**COGENT 8107**

**FINISHES:** Matte Black, Gloss-Black with Milled Spokes

**SIZES:** 17x9, 18x9, 20x9, 20x10, 22x10

**COGENT DUALY 8107D**

**17x6.5** Polished & Gloss Black

**20x8.25** Black Milled & Gloss Black



**VANQUISH 8119**  
GLOSS BLACK  
2024 RAM 1500



**UTOPIA 8114**  
**FINISHES:** Gloss Black with Milled Spokes  
**SIZES:** 20x9, 20x10, 22x12



**INTREPID 8116**  
**FINISHES:** Gloss Black, Gloss Bronze  
**SIZES:** 18x9, 20x9, 20x10



**APOLLO 8115**  
**FINISHES:** Gloss Black with Milled Spokes,  
Gloss Black with Prism Red  
**SIZES:** 20x9, 20x10



**HERMOSA 8117**  
**FINISHES:** Matte Black, Gloss Black Milled  
**SIZES:** 20x9, 20x10, 20x12



**ORDINANCE 8118**

**FINISHES:** Gloss Black, Matte Bronze Milled

**SIZES:** 20x9



**CHALLENGER 8181** **FORGED**

**FINISHES:** Gloss Black, Polished

**SIZES:** 22x8.25

*Caps Not Included, 10-Lug Only*

**NEW SIZE**



**VANQUISH 8119**

**FINISHES:** Gloss Black, Gloss Black Milled

**SIZES:** 20x9, **20x10**, 22x10



BUILT FOR THOSE WHO DOMINATE

Engineered for the toughest terrains and the most brutal conditions, Dirty Life Race Wheels are battle-tested to give you the strength, performance, and confidence to take the lead.

From the desert to the rocks, mud, and beyond, we design every wheel with precision and grit, so your rig isn't just ready to compete—it's ready to win.

STREET



- ✓ Durable: tested in chaos, trusted daily
- ✓ Style, matched by strength
- ✓ Still get 'em dirty offroad

ROADKILL 9302  
CUSTOM FINISH  
ULTRA4 RACING



**DUAL-TEK**  
BEADLOCK

- ✓ Convertible Street/Beadlock
- ✓ D.O.T. Legal
- ✓ Beadlock Technology
- ✓ Competition Ready!



### **SUPERIOR BEADLOCK** For Race Series

1. 24 bolt ring to a 48 hole wheel:  
Twice the life! (for 17" wheels)
2. Knurled beadlock ring with  
a double-helix bead seat
3. Increased bead seat  
area for stronger grip
4. Available in Machined,  
Matte Black, Satin Grey  
or Bronze finishes

**RACE**



Relentless Beadlocks  
Holding Beyond Limits



Race Tested  
1000s Of Miles



Superior Double  
Helix Grip





**DUAL-TEK**  
BEADLOCK

# DT-3 9317

**FINISHES:** Matte Black, Machined

**SIZES:** 17x9

**INCLUDES** Simulated Beadlock Rings

**OPTIONAL** Race Rings required for true beadlock conversion (*sold seperately*)

Run one wheel in two modes: a fully **DOT-legal street wheel** or a true **competition beadlock** with the optional bolt-on ring. This third-generation design delivers improved durability, stronger bead security, & race-ready performance.



CHALLENGE ANY TRAIL WITH THE DUAL-TEK SERIES

## BEADLOCK RING

For off-roading, rock crawling and extreme race conditions, throw on the **Forged Beadlock Ring** to clamp the tire bead securely in place.



CRUISE THE STREETS WITH THE DUAL-TEK SERIES

## SIMULATED RING

The distinctive design of the **Dual-Tek Simulated Ring** adds a touch of flair to your off-road rig, allowing you to still have the great off-road look while staying street legal.

# DUAL-TEK: CONVERTIBLE STREET/BEADLOCK TECHNOLOGY



## DT-1 9303

**FINISHES:** Matte Black, Satin Gold, Satin Graphite, Crimson Candy Red, Machined

**SIZES:** 17x9, 20x9

**INCLUDED** Simulated Beadlock Rings

**OPTIONAL** Race Rings required for true beadlock conversion (sold separately)



## DT-2 9304

**FINISHES:** Matte Black, Satin Gold, Satin Graphite

**SIZES:** 17x9, 20x9


**INCLUDED** Simulated Beadlock Rings

**OPTIONAL** Race Rings required for true beadlock conversion (sold separately)



## OPTIONAL RINGS

Take your Dual-Tek wheels to the next level with our collection of optional rash rings and forged beadlock rings (only for beadlock applications).



### FORGED Beadlock Race Ring For Off-Road Use

MACHINED: 9302RACERING-17M

MACHINED: 9302RACERING-20M



### FORGED Beadlock Race Ring For Off-Road Use

MATTE BLACK: 9302RACERING-17MB

MATTE BLACK: 9302RACERING-20MB



### SIMULATED (PLASTIC) Ring For Street Use

MATTE BLACK: 9303SIMURING-17MB

MATTE BLACK: 9303SIMURING-20MB



### RASH RING For DT-1

MATTE BLACK: 9303RASHRING-17MB

MACHINED: 9303RASHRING-20M



### RASH RING For DT-2

MATTE BLACK: 9304RASHRING-17MB

MATTE BLACK: 9304RASHRING-20MB



### BEADLOCK HARDWARE

24 Grade 8 bolts & washers

DL-HDWR01K24 (GOLD)

DL-HDWR01K24-B (BLACK)

DL-HDWR01K24-W (WHITE)

All Beadlock Wheels Are For Off-Road Use Only and Are Not D.O.T. Approved

Find more online [DirtyLifeWheels.com](http://DirtyLifeWheels.com) / @DirtyLifeWheels





 **CANYON RACE 9314**  
MATTE BLACK  
AREA BFE BUGGIES



# STREET SERIES



**MESA 9306** (OPTIONAL: DLRW CAP)

**FINISHES:** Matte Black, Dark Bronze

**SIZES:** 17x9



**JOURNEY 9316**

**FINISHES:** Matte Black, Satin Bronze

**SIZES:** 17x8.5

**NEW SIZES**



**CANYON 9310** (OPTIONAL: DLRW CAP)

**FINISHES:** Matte Black, Satin Gold, Satin Graphite, Machined

**SIZES:** 17x8.5, 17x9, 18x9



**OPTIONAL DLRW CENTER CAP**

**SKU:** A9305MB02-DL

**WHEELS:** 9306, 9309, 9310, 9311, 9313



**CANYON 9310**  
MATTE BLACK  
2025 LEXUS GX550

## **STREET SERIES**

### SIM LOCK

#### **BEADLOCK INSPIRED STYLE, BUILT TO GO ANYWHERE.**

Sim Lock wheels deliver the aggressive look of a beadlock wheel that's designed for life on the street or the trail. Real hardware gives an unmistakable presence while smart engineering keeps weight in check, and ride quality and handling confident.

#### **FULLY D.O.T. LEGAL**

Rooted in Dirty Life's racing heritage, Sim Lock is made for drivers who want bold style, real capability and the freedom to run it anywhere.



#### **ENIGMA PRO 9311 (OPTIONAL: DLRW CAP)**

**FINISHES:** Matte Black with Black Lip, Satin Graphite with Black Lip

**SIZES:** 17x9

#### **NEW SIZES**



#### **CANYON PRO 9309 (OPTIONAL: DLRW CAP)**

**FINISHES:** Matte Black with Black Lip, Satin Gold with Black Lip, Satin Graphite with Black Lip

**SIZES:** 17x8.5, 17x9, 18x9



#### **COMPOUND 9315**

**FINISHES:** Matte Black, Desert Sand, Crimson Candy Red

**SIZES:** 17x9, 18x9, 20x9, 20x10



# RACE SERIES BEADLOCK



### ROADKILL BEADLOCK 9302

**FINISHES:** Satin Black, Machined/As-Cast

**SIZES:** 17x9

\*Custom Drill Also Available



### ENIGMA RACE BEADLOCK 9313 (OPTIONAL: DLRW CAP)

**FINISHES:** Satin Black, Machined/As-Cast, Crimson Candy Red w/Black Ring

**SIZES:** 17x9



### MESA RACE BEADLOCK 9312

**FINISHES:** Satin Black, Machined/As-Cast

**SIZES:** 17x9

\*Custom Drill Also Available



### CANYON RACE BEADLOCK 9314

**FINISHES:** Satin Black, Machined/As-Cast

**SIZES:** 17x9, 20x10

\*Custom Drill Also Available

All Beadlock Wheels Are For Off-Road Use Only  
and Are Not D.O.T. Approved




**FORGED**  
**ROADKILL 9400**  
 CUSTOM FINISH  
 4413 FIRE RIVER RACING

## **RACE SERIES**

### SPACERS

#### **STRONGER HOLDS FOR THE STRONGEST RIGS.**

Beadlock spacers are designed to sit between the beadlock ring and the wheel, helping evenly distribute clamping force across the tire bead—especially when running thicker tire beads.

By improving how the bead is sandwiched and seated, they enhance retention, reduce stress points, and promote a more consistent hold under extreme load, resulting in greater durability and confidence without added weight or fitment changes.



**17" BEADLOCK SPACER**  
9302SPACER-17



**20" BEADLOCK SPACER**  
9303SPACER-20

## **UTV SERIES**



#### **CANYON UTV RACE BEADLOCK 9309R**

**FINISHES:** Satin Black, Machined/As-Cast

**SIZES:** 15X7,

\*Custom Drill Also Available



#### **CANYON UTV 9310S**

**FINISHES:** Satin Black, Machined/As-Cast, Crimson Candy Red with Black Ring

**SIZES:** 14X7, 15X7

\*Custom Drill Also Available

# RACE SERIES

## FORGED



### ROADKILL 9400

**FINISHES:** Machined  
**SIZES:** 17x9

#### FORTIFIED, DURABLE, DAMN-NEAR INDESTRUCTABLE

The Forged Race Series Beadlock wheels feature our patented high-strength lip technology, light weight design, and increased rim wall thickness that ensures structural integrity under the most severe conditions.



#### SUPERIOR GRIP

Greater surface area makes for a stronger grip with a knurled beadlock ring that firmly secures tires with a double-helix bead.



#### RELENTLESS BEADLOCK

With a thickened barrel and a solid inner flange, our wheels have conquered every terrain with 1,000s of miles raced.



#### T6061 ALUMINUM

Forging process allows for lighter and stronger wheel that not only resists bending and cracking, but dissipates heat more efficiently, resulting in an increase in brake performance over a cast wheel.



#### T6 HEAT TREATMENT

The Forged Race Series Beadlock wheels are T6 Heat Treated which is a 2 step process that heats and cools alloys to achieve the overall hardness of materials for superior strength.



**FORGED**  
**ROADKILL 9400**  
MACHINED  
4570 FIRE RIVER RACING

**ION**  
WHEELS

◎ **STYLE 171**  
MATTE BLACK  
1998 JEEP TJ

STRENGTH / RELIA

---

*PERFECT BALANCE OF FORM AND FUNCTION*

Built to handle whatever the road—or trail—throws your way, Ion Wheels are designed with precision and durability to keep you moving with confidence. No gimmicks, no compromises—just solid, dependable performance that looks as good as it performs.

**BILITY / TIMELESS**





**NEW SIZE**  
**ION 167**

**FINISHES:** Polished, Matte Black, Gloss Black

**SIZES:** 16x6, 17x6.5, **20x8.25**



**71**

**FINISHES:** Machined

**SIZES:** 14x6, 15x7, 15x8, 16x7



**146**

**FINISHES:** Gloss Black, Matte Black with Machined Dark Tint

**SIZES:** 17x9, 20x9, 20x10



**141**

**FINISHES:** Black with Milled Spokes, Chrome, Satin Black

**SIZES:** 17x9, 18x9, 20x9, 20x10, 20x12



**147**

**FINISHES:** Gloss Black, Gloss Black Machined

**SIZES:** 17x9



**143**

**FINISHES:** Matte Black

**SIZES:** 17x9, 18x9, 20x9, 20x10



**149**

**FINISHES:** Matte Black, Gloss Black Machined

**SIZES:** 20x9, 20x10



**146**  
GLOSS BLACK  
2025 GMC DENALI 1500



**171**  
**FINISHES:** Matte Black, Gloss Black with Machined Lip, Polish  
**SIZES:** 15x8, 15x10, 16x8, 16x10, 17x9, 18x9



**174**  
**FINISHES:** Gloss Black with Machined Face  
**SIZES:** 15x8, 15x10, 16x8, 16x10, 17x9



## TRAILER SERIES



**14 TRAILER 5 LUG**

**FINISHES:** Gloss Black with Machined Face

**SIZES:** 14x6



**136 TRAILER 5 LUG**

**FINISHES:** Gloss Black with Machined Face

**SIZES:** 14x6



**14 TRAILER 6 LUG**

**FINISHES:** Gloss Black with Machined Face

**SIZES:** 15x6



**136 TRAILER 6 LUG**

**FINISHES:** Gloss Black with Machined Face

**SIZES:** 15x6

**RIDLER**

STREET

RID

**RIDLER**

FLOW FORMED AND C



© **STYLE 661**  
GLOSS GREY WITH DIAMOND CUT LIP  
1974 PLYMOUTH BARRACUDA



VINTAGE

# WHEELS

COMPOUND FORGED

---

*MODERN MUSCLE PERFORMANCE & CLASSIC STYLE*

Timeless style with a performance edge, Ridler Wheels are designed to unleash your vehicle's true identity. Whether you're restoring a classic or pushing the limits of a modern build, Ridler delivers the perfect balance of strength, style, and attitude.





CLASSIC **RIDLER** MUSCLE

⚡ NEW WHEEL ⚡

# RIDLER 681

## COMPOUND FORGED



### STYLE 681

**FINISHES:** Brushed with Polished Lip

**SIZES:** 22x9, 22x10.5

**PCD:** 5x120.7, 5x139.7

### **R** COMPOUNDFORGED

Precision-welded forged barrel and cast center using an advanced friction stir welding process, creating a wheel that is stronger, lightweight, and built for performance.



FORGING THE BARREL

+



CASTING THE CENTER

+



FRICTION STIR WELDING

## BENEFITS OF FLOW FORMING


Flow forming, is a specialized casting process used to produce high-strength and lightweight wheels—resulting in a lighter, stronger design.




Strength



Weight Reduction



Durability



Fuel Efficiency



Fitment

## PROCESS OF FLOW FORMING

This advanced method reduces weight without sacrificing strength, delivering improved handling, quicker acceleration, and better overall responsiveness on the street or track.



### 01 INITIAL CASTING

The process starts with a cast wheel, which is made using traditional casting methods. This cast wheel serves as the base structure.



### 02 HEATING

The cast wheel is then heated to a specific temperature. This heating process makes the metal more pliable and easier to shape.



### 03 MOUNTING ON MANDREL

The heated wheel is mounted onto a spinning mandrel. The mandrel is a tool that supports the wheel and rotates it during the forming process.



### 04 ROLLER APPLICATION

Rollers press against the spinning wheel, shaping it by refining its thickness and dimensions.



### 05 SHAPING & STRENGTHENING

As rollers shape the metal, the wheel's structure densifies. This alignment of metal grains not only shapes the wheel but also boosts its strength and its durability.



### 06 COOLING

After shaping, the wheel is cooled to set its final shape and properties. Controlled cooling ensures the wheel retains its enhanced strength and structural integrity.



### 07 FINISHING

Once cooled, the wheel undergoes finishing processes such as machining, painting, and coating. These steps ensure that the wheel meets aesthetic and performance standards.

### NEW WHEEL



### STYLE 661 R FLOWFORMED

**FINISHES:** Gloss Grey with Diamond Cut Face and Lip

**SIZES:** 18x8, 18x9.5, 20x8.5, 20x10

**PCD:** 5x114.3, 5x120.7, 5x127



### STYLE 611 R FLOWFORMED

**FINISHES:** Gloss Black Milled with Diamond Cut Lip

**SIZES:** 17x7, 17x8, 18x8, 18x9.5, 20x8.5, 20x10

**PCD:** 5x114.3, 5x120.7, 5x127



### STYLE 652 R FLOWFORMED

**FINISHES:** Gloss Black with Diamond Cut Face and Lip

**SIZES:** 17x7, 17x8, 18x8, 18x9.5, 20x8.5, 20x10

**PCD:** 5x114.3, 5x120.7, 5x127, 5x139.7



**STYLE 611**

GLOSS BLACK MILLED WITH DIAMOND CUT LIP  
1968 CHEVY C10





**STYLE 610**  
**MATTE BLACK WITH POLISHED LIP**  
 1987 BUICK GRAND NATIONAL



**STYLE 650** VINTAGE SERIES

**FINISHES:** Matte Black with Polished Lip, Gloss Grey with Polished Lip, Chrome

**SIZES:** 17x7, 17x8, 18x8, 18x9.5, 20x8.5, 20x10

**PCD:** 5x114.3, 5x120.7, 5x127



**STYLE 695** VINTAGE SERIES

**FINISHES:** Matte Black with Machined Lip, Gloss Grey with Machined Lip, Chrome

**SIZES:** 17x7, 17x8, 18x8, 18x9.5, 20x8.5, 20x10, 22x9, 22x10.5

**PCD:** 5x114.3, 5x120.7, 5x127



**STYLE 675** VINTAGE SERIES

**FINISHES:** Polished

**SIZES:** 15x7, 15x8, 17x7, 17x8

**PCD:** 5x114.3, 5x120.7



**STYLE 606** STREET SERIES

**FINISHES:** Matte Black, Gloss Grey Milled with Diamond Cut Lip, Chrome

**SIZES:** 17x7, 17x8, 18x8, 18x9.5, 20x8.5, 20x9, 20x10, 20x10.5, 22x9, 22x10.5

**PCD:** 5x114.3, 5x115, 5x120, 5x120.7, 5x127



**STYLE 607** STREET SERIES

**FINISHES:** Matte Black, Gloss Grey with Machined Lip, Polished

**SIZES:** 18x8, 18x9.5, 20x8.5, 20x9, 20x10, 20x10.5, 22x9, 22x10.5

**PCD:** 5x114.3, 5x115, 5x120, 5x120.7, 5x5, 5x139.7



**STYLE 609** STREET SERIES

**FINISHES:** Matte Black, Chrome

**SIZES:** 20x9

**PCD:** 6x135, 6x139.7



**STYLE 608** STREET SERIES

**FINISHES:** Gloss Grey Milled with Machined Lip, Chrome

**SIZES:** 18x8, 18x9, 20x8.5, 20x10

**PCD:** 5x114.3, 5x120.7, 5x127



**STYLE 610** STREET SERIES

**FINISHES:** Matte Black with Polished Lip, Gloss Grey with Polished Lip

**SIZES:** 17x7, 17x8, 20x8.5, 20x10

**PCD:** 5x114.3, 5x120.7, 5x127

**TOUR EN**

CLEAN STYLING | DEPE  
**PRECISIO**

*Flow Formed · TR Series*



**TR08**  
GLOSS BLACK  
2024 CADILLAC ESCALADE

UNDABLE PERFORMANCE

# N DRIVEN

· Truck Series · Infinity



---

## ELEGANCE IN MOTION

Cutting-edge innovation with timeless elegance to elevate your driving experience. Every design is engineered for those who demand the best—seamlessly combining strength, style, and refinement.

Touren Wheels ensure you move confidently, with class, and with undeniable presence.



# TF05

**FLOW FORMED**

**NEW WHEEL**



Lightweight Flow Formed construction



Improved acceleration & fuel efficiency



Reduces battery consumption in EV's

**TF05 3505**

**FINISHES:** Gloss Black, Silver

**SIZES:** 18x8.5, 20x9

**PCD:** 5x112, 5x114.3, 5x120

NEW WHEEL



**TF07 3507**

**FINISHES:** Gloss Black

**SIZES:** 20x9, 20x9.5, 20x10.5

**PCD:** 5x112, 5x114.3, 5x115, 5x120

NEW WHEEL



**TR08 6 LUG 3208**

**FINISHES:** Gloss Black, Gloss Silver

**SIZES:** 20x9, 22x9, 24x10

**PCD:** 6x135, 6x139.7



**TF96 3296**

**FINISHES:** Gloss Black, Gloss Black/Machined

**SIZES:** 20x9

**PCD:** 5x112, 5x114.3, 5x120



**TR79 6 LUG 3279**

**FINISHES:** Gloss Black, Matte Black/Brushed with Dark Tint

**SIZES:** 20x9, 22x9.5

**PCD:** 6x120, 6x135, 6x139.7



**TR91 6 LUG 3291**

**FINISHES:** Gloss Black, Matte Black/Brushed with Dark Tint

**SIZES:** 20x9, 22x9.5

**PCD:** 6x120, 6x135, 6x139.7



### TR10 3610 **FLOATING CAP**

**FINISHES:** Gloss Black, Chrome

**SIZES:** 22x9, 24x10, 26x10

**PCD:** 5x112, 5x114.3, 5x115, 5x120, 5x127, 5x5.5, 6x135, 6x139.7



### TR76 3276

**FINISHES:** Gloss Black, Chrome, Gloss Graphite

**SIZES:** 17x8, 18x8, 19x8.5, 20x8.5

**PCD:** 5x100, 5x108, 5x112, 5x114.3, 5x120



**NEW WHEELS**

### TR80 3280

**FINISHES:** Gloss Black, Gloss Grey

**SIZES:** 17x8, 18x8.5

**PCD:** 5x108, 5x112



### TR78 3278

**FINISHES:** Gloss Black

**SIZES:** 18x8, 20x9

**PCD:** 5x108, 5x112, 5x114.3, 5x120



**NEW WHEEL**

### TR81 3281

**FINISHES:** Gloss Black

**SIZES:** 18x8

**PCD:** 5x100, 5x108, 5x112, 5x114.3



**TR80**  
GLOSS BLACK  
2025 ACURA INTEGRA



**TR79 5 Lug 3279**

**FINISHES:** Gloss Black, Matte Black/Brushed with Dark Tint

**SIZES:** 17x8, 18x8, 18x9.5, 19x8.5, 20x9, 20x10.5

**PCD:** 5x108, 5x114.3, 5x127, 5x112, 5x120



**TR92 3292**

**FINISHES:** Gloss Black, Matte Gold, Gloss Graphite/Machined

**SIZES:** 17x8, 18x8, 20x9, 20x10.5, 22x9, 22x10.5

**PCD:** 5x108, 5x112, 5x114.3, 5x127, 5x120



**TR91 5 Lug 3291**

**FINISHES:** Gloss Black, Matte Black/Brushed with Dark Tint

**SIZES:** 18x8, 19x8.5, 20x9

**PCD:** 5x108, 5x112, 5x114.3, 5x120



**TR94 3294**

**FINISHES:** Gloss Black, Matte Dark Graphite, w/Brushed Face, Matte Dark Bronze

**SIZES:** 18x8, 19x8.5, 20x9

**PCD:** 5x100, 5x108, 5x112, 5x114.3, 5x120



**TR3 3130**

**FINISHES:** Gloss Black/Machined

**SIZES:** 15x7, 16x7, 17x7, 18x8

**PCD:** 4x100, 4x4.5, 5x100, 5x105, 5x108, 5x110, 5x112, 5x114.3, 5x115, 5x120



**TR22 3222**

**FINISHES:** Matte Black, Gloss Black/Machined, Hyper Silver

**SIZES:** 14x6, 15x7, 16x7, 17x7

**PCD:** 4x100, 4x114.3, 5x100, 5x105, 5x108, 5x110, 5x112, 5x114.3, 5x115, 5x120



**TR9 3190**

**FINISHES:** Matte Black, Gloss Black/Machined, Hyper Silver

**SIZES:** 16x7, 17x7, 18x8

**PCD:** 4x100, 4x114.3, 5x100, 5x105, 5x108, 5x110, 5x112, 5x114.3, 5x115, 5x120



**TR10**  
GLOSS BLACK  
2024 TESLA CYBERTRUCK



**TR60 3260**

**FINISHES:** Matte Black, Matte Black with Machined Ring, Gloss Black with Red Ring, Gunmetal, Gloss Black/Machined, Hyper Silver

**SIZES:** 16x7, 17x7.5, 18x8, 19x8.5, 20x8.5

**PCD:** 4x100, 4x108, 4x114.3, 5x100, 5x105, 5x108, 5x110, 5x112, 5x114.3, 5x115, 5x120, 5x127



**TR62 3262**

**FINISHES:** Gloss Black/Machined

**SIZES:** 16x7, 17x7, 18x7.5

**PCD:** 4x100, 4x108, 4x114.3, 5x100, 5x108, 5x110, 5x112, 5x114.3, 5x115, 5x120



**TR66 3266**

**FINISHES:** Gloss Black

**SIZES:** 17x8, 18x8, 20x9

**PCD:** 5x108, 5x112, 5x114.3, 5x120



**KRAZE**  
WHEELS



© **CONVERGE KR197**  
GLOSS BLACK MACHINED  
2025 MERCEDES CLA